









**FORET CYLINDRIQUE SERIE COURTE DIN 338
CILINDRISCHE BOREN KORTE REEKS DIN 338
STRAIGHT SHANK JOBBER DRILL DIN 338**

HSS - HSS-COBALT

|  | |  | |  | |  | |
|--|---------|---|----------------|---|------|---|--|
| ANGLE | HOEK | 118° | 135° | 120° | | | |
| POINTE | PUNT | SPP | SPP | HPD-SUS | | | |
| HELICE | SPIRAAL | N 30° | N 30° | N 38° | | | |
| DIN 338 | | HSS | COBALT 8% | HPD INOX HPD RVS | | | |
| h8 | l x L | HSS | HSS-CO8 | CO8 + TIN | | | |
| | | 338... | 338CO.. | 338HPD.. | | | |
| 33/64-13,10 | 108x160 | *39 | | | | | |
| 13,20 | 108x160 | 1320 | | | | | |
| 13,25 | 108x160 | 1325 | | | | | |
| 13,30 | 108x160 | 1330 | | | | | |
| 13,40 | 108x160 | 1340 | | | | | |
| 17/32-13,49 | 108x160 | *40 | | | | | |
| 13,50 | 108x160 | 1350 | 1350 | | 1350 | | |
| 13,60 | 108x160 | 1360 | | | | | |
| 13,70 | 108x160 | 1370 | | | | | |
| 13,75 | 108x160 | | | | | | |
| 13,80 | 108x160 | 1380 | | | | | |
| 13,90 | 108x160 | 1390 | | | | | |
| 14,00 | 108x160 | 1400 | 1400 | | 1400 | | |
| 14,10 | 114x169 | 1410 | | | 1410 | | |
| 14,20 | 114x169 | 1420 | | | | | |
| 14,25 | 114x169 | 1425 | | | | | |
| 9/16-14,29 | 114x169 | *26 | | | | | |
| 14,30 | 114x169 | 1430 | | | | | |
| 14,40 | 114x169 | 1440 | | | | | |
| 14,50 | 114x169 | 1450 | 1450 | | 1450 | | |
| 14,60 | 114x169 | 1460 | | | | | |
| 14,70 | 114x169 | 1470 | | | | | |
| 14,75 | 114x169 | 1475 | | | | | |
| 14,80 | 114x169 | 1480 | | | | | |
| 14,90 | 114x169 | | | | | | |
| 15,00 | 114x169 | 1500 | 1500 | | 1500 | | |
| 15,10 | 120x178 | 1510 | | | | | |
| 15,20 | 120x178 | 1520 | | | | | |
| 15,25 | 120x178 | 1525 | | | | | |
| 15,30 | 120x178 | 1530 | | | | | |
| 15,40 | 120x178 | 1540 | | | | | |
| 15,50 | 120x178 | 1550 | 1550 | | 1550 | | |
| 15,60 | 120x178 | | | | 1560 | | |
| 15,75 | 120x178 | 1575 | | | | | |
| 15,80 | 120x178 | | | | | | |
| 5/8-15,87 | 120x178 | *32 | | | | | |
| 15,90 | 120x178 | | | | | | |
| 16,00 | 120x178 | 1600 | 1600 | | 1600 | | |
| 16,20 | 125x184 | 1620 | | | | | |
| 16,25 | 125x184 | | | | | | |
| 16,50 | 125x184 | | 1650 | | 1650 | | |
| 16,75 | 125x184 | 1675 | | | | | |
| 17,00 | 125x184 | 1700 | 1700 | | 1700 | | |

|  | |  | |  | |  | |
|--|---------|---|----------------|---|------|---|------|
| ANGLE | HOEK | 118° | 135° | 120° | | | |
| POINTE | PUNT | SPP | SPP | HPD-SUS | | | |
| HELICE | SPIRAAL | N 30° | N 30° | N 38° | | | |
| DIN 338 | | HSS | COBALT 8% | HPD INOX HPD RVS | | | |
| h8 | l x L | HSS | HSS-CO8 | CO8 + TIN | | | |
| | | 338... | 338CO.. | 338HPD.. | | | |
| 17,25 | 130x191 | 1725 | | | | | |
| 11/16-17,46 | 130x191 | *33 | | | | | |
| 17,50 | 130x191 | 1750 | 1750 | | 1750 | | 1750 |
| 17,60 | 118x184 | | | | | | 1760 |
| 17,75 | 130x191 | | | | | | |
| 18,00 | 130x191 | 1800 | 1800 | | 1800 | | 1800 |
| 18,25 | 135x198 | 1825 | | | | | |
| 18,50 | 135x198 | 1850 | 1850 | | 1850 | | 1850 |
| 18,75 | 135x198 | 1875 | | | | | |
| 19,00 | 135x198 | 1900 | 1900 | | 1900 | | 1900 |
| 3/4-19,05 | 140x205 | *34 | | | | | |
| 19,25 | 140x205 | 1925 | | | | | |
| 19,50 | 140x205 | 1950 | 1950 | | 1950 | | 1950 |
| 19,60 | 125x191 | | | | | | 1960 |
| 19,75 | 140x205 | 1975 | | | | | |
| 20,00 | 140x205 | 2000 | 2000 | | 2000 | | 2000 |
| 20,50 | 171x261 | 2050 | | | | | |
| 21,00 | 171x261 | 2100 | | | | | |
| 21,50 | 171x268 | 2150 | | | | | |
| 22,00 | 171x268 | 2200 | | | | | |
| 22,50 | 180x275 | 2250 | | | | | |
| 23,00 | 180x275 | 2300 | | | | | |
| 24,00 | 185x282 | 2400 | | | | | |
| 24,50 | 185x282 | 2450 | | | | | |
| 25,00 | 185x282 | 2500 | | | | | |
| 25,50 | 190x290 | 2550 | | | | | |
| 26,00 | 190x290 | 2600 | | | | | |
| 28,00 | 195x298 | 2800 | | | | | |
| 29,00 | 201x307 | 2900 | | | | | |
| 30,00 | 201x307 | 3000 | | | | | |